

Scaled data based on original data using  
LM-79-08 Approved Method: Electrical and Photometric Measurements of Solid-  
State Lighting Products

Test Report Prepared for  
Cooper Lighting Solutions  
(formerly Eaton)

Brand: McGRAW-EDISON

Report Number: P227048

Luminaire Tested: **ISW-AF-800-LED-E1-SL4-7050**

Issue Date: 3/3/2020

**Test Information**

Test Method: LM-79-08  
Report Number: P227048  
TEST IS SCALED FROM IESNA LM-79-08 TEST DATA (P35947)  
Test Lab: INNOVATION CENTER-P3  
Issue Date: 3/3/2020  
Manufacturer: COOPER LIGHTING SOLUTIONS (FORMERLY EATON)  
Product Line: MCGRAW-EDISON  
Catalog Number: ISW-AF-800-LED-E1-SL4-7050  
Description: IMPACT ELITE LED WEDGE LUMINAIRE  
LIGHT SQUARE WITH ACCULED OPTICS-TYPE IV W/SPILL CONTROL  
Light Source: (16) 5000K CCT, 70 CRI LEDs  
Ballast/Driver: ELECTRONIC DRIVER

**Summary**

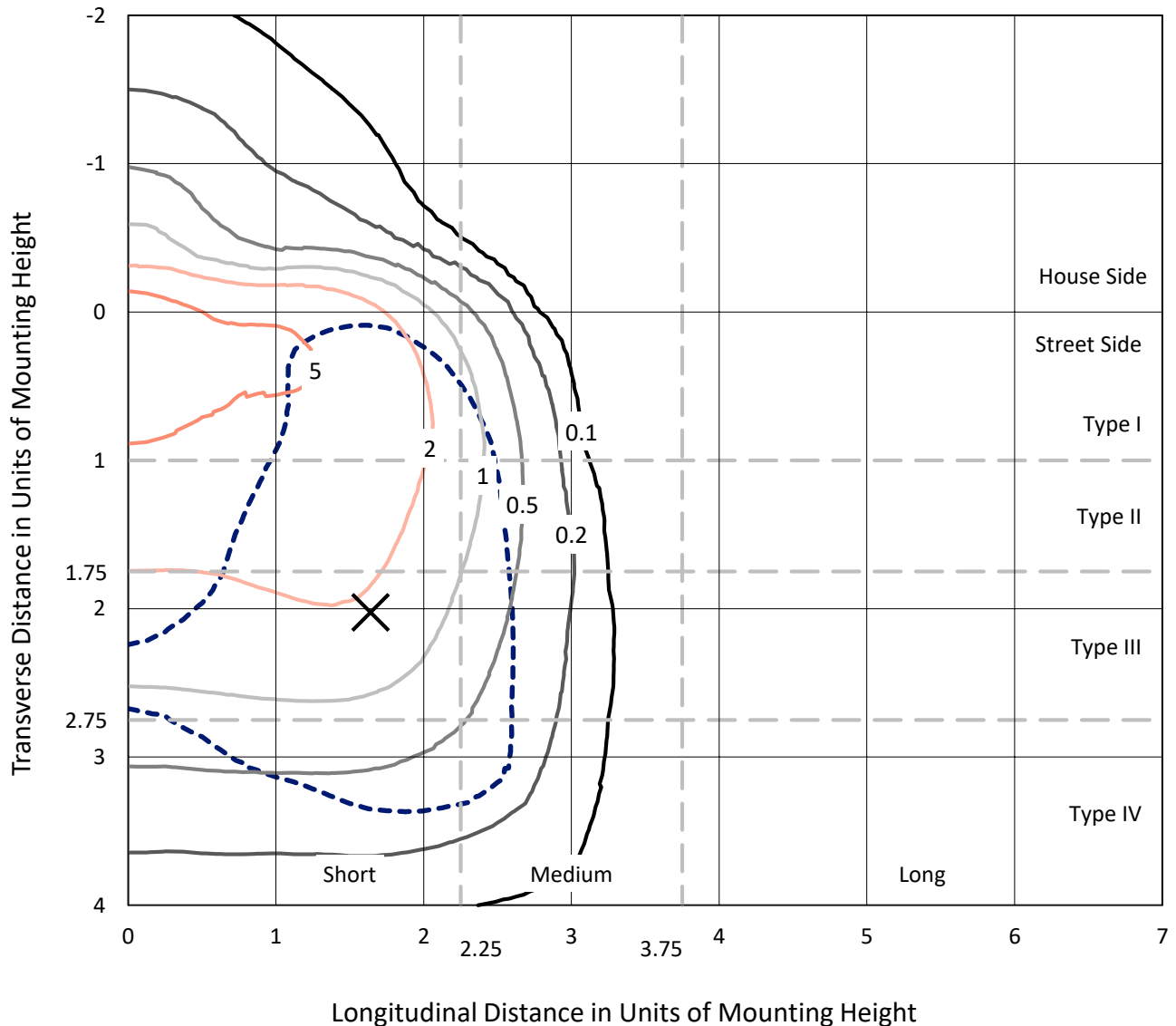
Lumens per Lamp: N/A  
Luminaire Lumens: 4581.1 lumens  
Efficiency: N/A  
Efficacy: 105.3 lumens/watt  
Luminous Opening: Rectangular (W 0.5' x L: 0.5' x H: 0')  
IES Classification: Type IV - Short - Semi-Cutoff  
BUG Rating: B1 - U1 - G2  
  
Input Watts (W): 43.5  
Input Voltage (V): 120  
Input Current (Ain): NR  
Voltage Rise (V): NR  
Power Factor: NR  
Total Harmonic Distortion (THDi): NR  
Frequency (hertz): 60  
Stabilization Time: NR  
Operation Time: NR  
Ambient Temperature (°C): NR  
Test Distance: 25 FT



REPORT NUMBER: P227048  
 CATALOG NUMBER: ISW-AF-800-LED-E1-SL4-7050

### Iso-Footcandle Lines of Horizontal Illumination

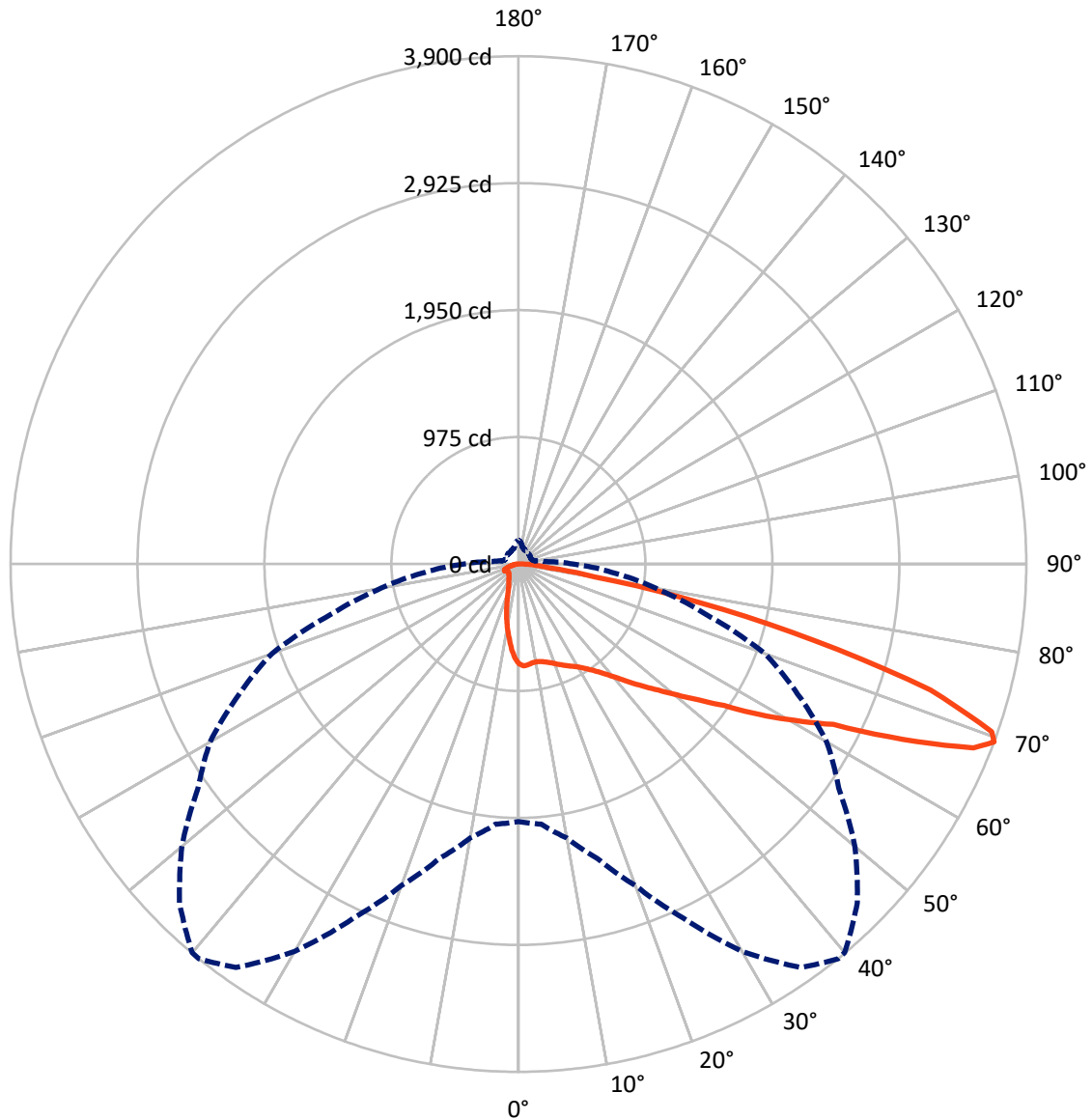
× Max cd  
 - - - 1/2 Max cd



Based on 10 foot mounting height. Maximum calculated value = 7.7 fc  
 Type IV - Short - Semi-Cutoff

REPORT NUMBER: P227048  
CATALOG NUMBER: ISW-AF-800-LED-E1-SL4-7050

### Luminous Intensity Polar Plot



— Vertical Plane Through 39-Deg Lateral    - - - Horizontal Cone Through 69-Deg Vertical

REPORT NUMBER: P227048

CATALOG NUMBER: ISW-AF-800-LED-E1-SL4-7050

**FLUX DISTRIBUTION:**

		Downward	Upward	Total
<b>House Side</b>	Lumens	579.6	0.1	579.8
	% Fixture	12.7	0.0	12.7
<b>Street Side</b>	Lumens	4000.2	1.1	4001.3
	% Fixture	87.3	0.0	87.3
<b>Total</b>	Lumens	4579.8	1.3	4581.1
	% Fixture	100.0	0.0	100.0

**Coefficient of Utilization**

**ZONAL LUMENS:**

Zone	Lumens	% Fixture
0°-10°	66.2	1.4
10°-20°	167.0	3.6
20°-30°	259.9	5.7
30°-40°	392.9	8.6
40°-50°	628.7	13.7
50°-60°	988.1	21.6
60°-70°	1330.4	29.0
70°-80°	659.9	14.4
80°-90°	86.7	1.9
90°-100°	1.3	0.0
100°-110°	0.0	0.0
110°-120°	0.0	0.0
120°-130°	0.0	0.0
130°-140°	0.0	0.0
140°-150°	0.0	0.0
150°-160°	0.0	0.0
160°-170°	0.0	0.0
170°-180°	0.0	0.0
0°-90°	4579.8	100.0
0°-180°	4581.1	100.0



REPORT NUMBER: P227048

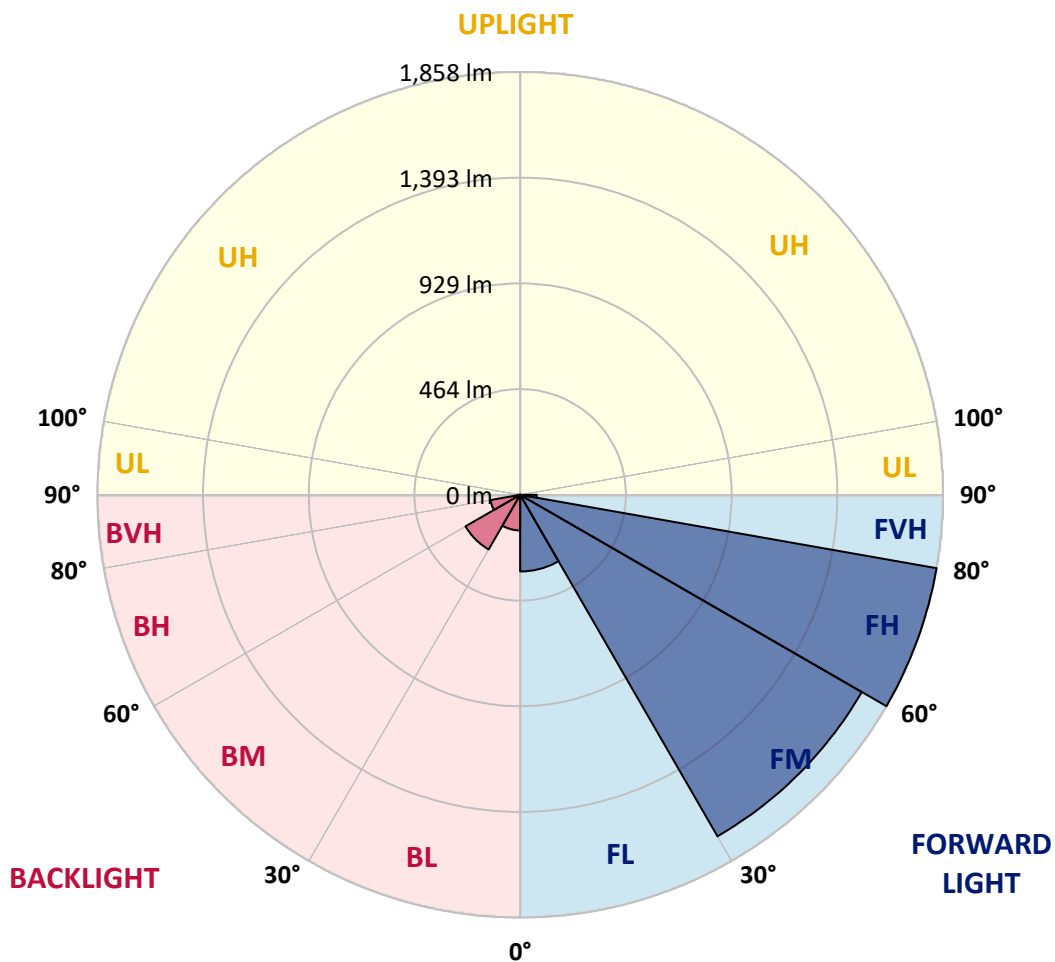
CATALOG NUMBER: ISW-AF-800-LED-E1-SL4-7050

**LUMINAIRE CLASSIFICATION SYSTEM LUMEN TABLE AND BUG RATING:**

Zone		Lumens	% Fixture	Zone Rating/Lumen Limit		
				B	U	G
FL	(0°-30°)	336.8	7.4			
FM	(30°-60°)	1732.7	37.8			
FH	(60°-80°)	1857.6	40.6			G2/5000
FVH	(80°-90°)	73.0	1.6			G1/100
BL	(0°-30°)	156.4	3.4	B1/500		
BM	(30°-60°)	276.9	6.0	B1/1000		
BH	(60°-80°)	132.7	2.9	B1/500		G1/500
BVH	(80°-90°)	13.7	0.3			G1/100
UL	(90°-100°)	1.3	0.0		U1/10	
UH	(100°-180°)	0.1	0.0		U1/10	

**BUG Rating: B1-U1-G2**

Type IV Short





REPORT NUMBER: P227048

CATALOG NUMBER: ISW-AF-800-LED-E1-SL4-7050

**CANDELA DISTRIBUTION (FULL):**

	0°	5°	10°	15°	20°	25°	30°	35°	39°	40°	45°
0°	767.3	767.3	767.3	767.3	767.3	767.3	767.3	767.3	767.3	767.3	767.3
2.5°	785.9	786.6	786.6	787.4	784.4	784.4	785.1	782.2	783.6	782.9	779.2
5°	787.4	788.1	787.4	788.1	784.4	782.9	779.9	776.2	777.7	777.0	771.7
7.5°	783.6	784.4	782.9	783.6	779.2	776.2	771.7	768.8	766.5	765.8	759.1
10°	775.5	777.7	774.7	777.0	773.2	770.3	768.0	765.1	763.6	762.8	755.4
12.5°	763.6	765.1	765.8	768.8	768.8	769.5	769.5	767.3	768.0	767.3	761.3
15°	752.4	757.6	762.8	765.8	771.7	775.5	778.4	777.7	779.9	779.2	775.5
17.5°	752.4	756.9	765.8	775.5	786.6	791.8	796.3	796.3	797.0	795.5	789.6
20°	755.4	763.6	778.4	794.8	808.2	818.6	821.6	820.8	817.8	817.8	807.4
22.5°	779.9	785.1	801.5	819.3	837.9	848.3	849.1	846.8	840.9	839.4	826.8
25°	814.9	820.8	835.7	858.7	872.9	881.0	878.8	871.4	865.4	860.2	846.8
27.5°	869.1	873.6	888.5	904.1	912.3	915.2	906.3	895.9	889.2	887.0	869.1
30°	924.9	930.9	942.7	952.4	959.1	950.2	936.1	924.2	918.2	916.7	900.4
32.5°	993.3	994.1	1002.2	1004.5	1005.2	990.3	971.0	959.9	957.6	954.6	942.0
35°	1055.8	1059.5	1058.0	1057.2	1050.6	1032.0	1015.6	1008.9	1006.7	1005.9	995.5
37.5°	1111.5	1117.5	1113.8	1107.1	1098.9	1084.0	1066.9	1059.5	1066.9	1062.5	1064.7
40°	1165.8	1165.8	1161.3	1157.6	1148.0	1133.8	1127.9	1128.6	1140.5	1143.5	1146.5
42.5°	1212.6	1211.9	1207.4	1204.5	1203.0	1200.0	1197.0	1211.2	1234.2	1238.7	1245.4
45°	1263.9	1263.2	1246.1	1252.0	1262.5	1264.7	1275.1	1307.8	1336.1	1338.3	1352.4
47.5°	1313.8	1307.8	1291.4	1297.4	1327.1	1342.7	1359.8	1405.9	1445.4	1453.5	1492.9
50°	1365.8	1359.8	1342.0	1353.2	1394.8	1423.8	1463.9	1527.9	1582.2	1593.3	1644.6
52.5°	1420.1	1419.3	1405.2	1422.3	1473.6	1532.3	1595.5	1667.7	1733.8	1748.0	1823.8
55°	1485.5	1481.8	1475.8	1496.7	1569.5	1648.3	1747.2	1845.4	1917.5	1942.7	2019.3
57.5°	1559.1	1557.6	1558.4	1601.5	1689.2	1808.9	1930.1	2062.5	2181.4	2199.3	2270.6
60°	1623.0	1626.0	1643.1	1710.8	1820.8	1982.9	2153.2	2332.3	2437.9	2456.5	2526.4
62.5°	1701.1	1718.2	1756.1	1841.6	1971.0	2167.3	2388.1	2577.7	2713.8	2751.7	2884.0
65°	1888.5	1901.9	1972.5	2075.8	2240.9	2492.2	2745.7	3021.6	3246.1	3280.3	3394.0
67.5°	2025.3	2059.5	2170.3	2339.0	2577.7	2898.9	3246.8	3580.7	3770.3	3785.9	3706.3
69°	1977.7	2005.9	2136.8	2340.5	2628.2	3002.2	3434.9	3783.6	3900.4	3897.4	3681.0
70°	1904.8	1930.9	2075.1	2272.9	2585.9	2990.3	3437.9	3785.1	3855.8	3829.0	3581.4
72.5°	1595.5	1618.6	1753.9	1960.6	2263.9	2665.4	3087.0	3324.2	3309.3	3287.0	2878.1
75°	996.3	994.8	1113.0	1232.7	1468.4	1874.3	2188.1	2378.4	2348.0	2330.9	1847.6
77.5°	372.5	398.5	441.6	570.3	678.8	898.1	1151.7	1363.6	1422.3	1347.2	994.8
80°	194.1	208.2	236.4	281.8	324.2	371.0	446.1	574.0	594.1	553.9	401.5
82.5°	153.2	170.3	198.5	237.2	266.9	249.1	234.9	243.1	241.6	230.5	204.5
85°	116.0	136.1	182.2	221.6	263.9	223.0	177.7	155.4	138.3	139.0	148.0
87.5°	58.0	75.1	143.5	193.3	229.7	148.0	116.0	90.0	75.1	72.1	96.7
90°	17.8	17.8	29.0	37.9	52.0	26.0	25.3	19.3	14.1	14.1	22.3
92.5°	0.0	0.0	0.0	0.0	0.0	0.0	0.0	0.0	0.0	0.0	0.0
95°	0.0	0.0	0.0	0.0	0.0	0.0	0.0	0.0	0.0	0.0	0.0
97.5°	0.0	0.0	0.0	0.0	0.0	0.0	0.0	0.0	0.0	0.0	0.0
100°	0.0	0.0	0.0	0.0	0.0	0.0	0.0	0.0	0.0	0.0	0.0
102.5°	0.0	0.0	0.0	0.0	0.0	0.0	0.0	0.0	0.0	0.0	0.0
105°	0.0	0.0	0.0	0.0	0.0	0.0	0.0	0.0	0.0	0.0	0.0
107.5°	0.0	0.0	0.0	0.0	0.0	0.0	0.0	0.0	0.0	0.0	0.0



REPORT NUMBER: P227048

CATALOG NUMBER: ISW-AF-800-LED-E1-SL4-7050

**CANDELA DISTRIBUTION (continued):**

	0°	5°	10°	15°	20°	25°	30°	35°	39°	40°	45°
110°	0.0	0.0	0.0	0.0	0.0	0.0	0.0	0.0	0.0	0.0	0.0
112.5°	0.0	0.0	0.0	0.0	0.0	0.0	0.0	0.0	0.0	0.0	0.0
115°	0.0	0.0	0.0	0.0	0.0	0.0	0.0	0.0	0.0	0.0	0.0
117.5°	0.0	0.0	0.0	0.0	0.0	0.0	0.0	0.0	0.0	0.0	0.0
120°	0.0	0.0	0.0	0.0	0.0	0.0	0.0	0.0	0.0	0.0	0.0
122.5°	0.0	0.0	0.0	0.0	0.0	0.0	0.0	0.0	0.0	0.0	0.0
125°	0.0	0.0	0.0	0.0	0.0	0.0	0.0	0.0	0.0	0.0	0.0
127.5°	0.0	0.0	0.0	0.0	0.0	0.0	0.0	0.0	0.0	0.0	0.0
130°	0.0	0.0	0.0	0.0	0.0	0.0	0.0	0.0	0.0	0.0	0.0
132.5°	0.0	0.0	0.0	0.0	0.0	0.0	0.0	0.0	0.0	0.0	0.0
135°	0.0	0.0	0.0	0.0	0.0	0.0	0.0	0.0	0.0	0.0	0.0
137.5°	0.0	0.0	0.0	0.0	0.0	0.0	0.0	0.0	0.0	0.0	0.0
140°	0.0	0.0	0.0	0.0	0.0	0.0	0.0	0.0	0.0	0.0	0.0
142.5°	0.0	0.0	0.0	0.0	0.0	0.0	0.0	0.0	0.0	0.0	0.0
145°	0.0	0.0	0.0	0.0	0.0	0.0	0.0	0.0	0.0	0.0	0.0
147.5°	0.0	0.0	0.0	0.0	0.0	0.0	0.0	0.0	0.0	0.0	0.0
150°	0.0	0.0	0.0	0.0	0.0	0.0	0.0	0.0	0.0	0.0	0.0
152.5°	0.0	0.0	0.0	0.0	0.0	0.0	0.0	0.0	0.0	0.0	0.0
155°	0.0	0.0	0.0	0.0	0.0	0.0	0.0	0.0	0.0	0.0	0.0
157.5°	0.0	0.0	0.0	0.0	0.0	0.0	0.0	0.0	0.0	0.0	0.0
160°	0.0	0.0	0.0	0.0	0.0	0.0	0.0	0.0	0.0	0.0	0.0
162.5°	0.0	0.0	0.0	0.0	0.0	0.0	0.0	0.0	0.0	0.0	0.0
165°	0.0	0.0	0.0	0.0	0.0	0.0	0.0	0.0	0.0	0.0	0.0
167.5°	0.0	0.0	0.0	0.0	0.0	0.0	0.0	0.0	0.0	0.0	0.0
170°	0.0	0.0	0.0	0.0	0.0	0.0	0.0	0.0	0.0	0.0	0.0
172.5°	0.0	0.0	0.0	0.0	0.0	0.0	0.0	0.0	0.0	0.0	0.0
175°	0.0	0.0	0.0	0.0	0.0	0.0	0.0	0.0	0.0	0.0	0.0
177.5°	0.0	0.0	0.0	0.0	0.0	0.0	0.0	0.0	0.0	0.0	0.0
180°	0.0	0.0	0.0	0.0	0.0	0.0	0.0	0.0	0.0	0.0	0.0





REPORT NUMBER: P227048

CATALOG NUMBER: ISW-AF-800-LED-E1-SL4-7050

**CANDELA DISTRIBUTION (continued):**

	50°	55°	60°	65°	70°	75°	80°	85°	90°	95°	100°
0°	767.3	767.3	767.3	767.3	767.3	767.3	767.3	767.3	767.3	767.3	767.3
2.5°	776.2	776.2	774.7	774.0	771.7	768.8	766.5	762.8	760.6	756.9	752.4
5°	766.5	763.6	762.1	759.1	754.6	750.9	746.5	741.3	735.3	727.9	719.7
7.5°	753.9	749.4	744.2	742.7	737.5	733.1	727.9	720.4	712.3	698.9	688.5
10°	748.7	744.2	739.8	736.8	730.1	724.9	719.0	709.3	698.9	681.0	661.7
12.5°	753.9	749.4	745.0	739.8	733.8	727.9	719.7	707.8	693.7	670.6	646.8
15°	766.5	762.1	754.6	749.4	741.3	736.1	724.9	711.5	690.7	662.5	631.2
17.5°	780.7	774.0	767.3	759.1	751.7	745.0	733.1	716.0	690.0	656.5	616.4
20°	794.1	786.6	776.2	770.3	762.8	753.2	740.5	719.7	688.5	644.6	600.7
22.5°	809.7	800.0	788.8	782.2	776.2	768.0	753.2	726.4	688.5	637.9	582.9
25°	829.7	817.1	805.9	799.3	795.5	789.6	771.7	742.0	693.7	634.2	568.0
27.5°	853.5	837.2	827.5	823.0	822.3	817.8	800.0	762.8	705.6	634.2	553.9
30°	881.8	867.7	855.0	855.0	863.9	861.0	840.9	794.8	724.2	636.4	543.5
32.5°	921.2	907.1	899.6	907.1	916.7	919.7	896.7	840.1	754.6	646.8	533.1
35°	979.2	970.3	965.1	976.2	995.5	1003.0	974.7	907.8	799.3	666.9	527.1
37.5°	1055.8	1049.1	1042.4	1061.7	1098.1	1113.0	1072.1	985.9	863.2	700.4	524.2
40°	1143.5	1144.2	1151.7	1190.3	1225.3	1256.5	1210.4	1104.1	950.9	748.0	527.1
42.5°	1247.6	1255.8	1281.0	1334.6	1402.2	1426.8	1382.2	1246.8	1060.2	805.2	534.6
45°	1376.9	1398.5	1441.6	1521.2	1603.0	1640.9	1577.7	1426.8	1197.8	896.7	555.4
47.5°	1514.5	1562.1	1634.9	1731.6	1826.8	1851.3	1773.2	1589.6	1332.3	977.7	587.4
50°	1690.7	1748.7	1821.6	1937.5	2038.7	2053.5	1950.2	1740.5	1449.8	1048.3	617.8
52.5°	1855.0	1933.8	2026.8	2161.3	2263.9	2245.4	2111.5	1875.1	1542.7	1096.7	634.9
55°	2079.6	2161.3	2266.2	2383.6	2485.5	2440.9	2258.0	1989.6	1617.1	1132.3	640.1
57.5°	2336.1	2398.5	2501.1	2621.6	2688.5	2611.9	2402.2	2101.1	1687.7	1133.1	599.3
60°	2588.1	2661.0	2774.0	2892.2	2929.4	2797.0	2502.6	2118.2	1617.8	1011.2	479.6
62.5°	2961.3	3034.9	3092.2	3111.5	3044.6	2778.4	2385.9	1937.5	1394.8	797.8	339.8
65°	3378.4	3295.2	3184.4	3080.3	2898.1	2493.7	2057.2	1591.8	1082.5	533.1	234.2
67.5°	3487.7	3234.2	2993.3	2761.3	2421.6	1985.9	1551.7	1119.7	694.4	303.3	159.1
69°	3374.0	3003.7	2735.3	2367.3	2016.4	1486.2	1069.1	717.5	414.9	211.2	133.1
70°	3165.8	2780.7	2417.1	2023.0	1562.1	1135.3	710.8	469.9	270.6	153.9	119.7
72.5°	2388.8	1910.0	1472.1	956.1	582.9	323.4	227.5	162.8	128.6	113.0	102.6
75°	1381.4	919.7	602.2	321.2	190.3	141.3	123.4	110.0	101.9	98.1	89.2
77.5°	582.9	364.3	246.8	180.7	127.9	109.3	95.2	87.7	87.0	84.8	76.6
80°	265.4	227.5	194.1	136.1	97.4	83.3	72.9	71.4	72.9	70.6	62.5
82.5°	197.0	194.1	162.1	104.8	74.3	55.8	45.4	47.6	53.5	58.0	50.6
85°	164.3	164.3	136.1	78.1	49.1	35.7	34.9	39.4	44.6	48.3	40.9
87.5°	150.9	145.0	78.1	40.1	28.3	23.0	21.6	19.3	19.3	33.5	28.3
90°	14.9	6.7	3.7	3.0	3.7	3.0	4.5	3.7	3.7	3.7	3.7
92.5°	0.0	0.0	0.0	0.0	0.0	0.0	0.0	0.0	0.0	0.0	0.0
95°	0.0	0.0	0.0	0.0	0.0	0.0	0.0	0.0	0.0	0.0	0.0
97.5°	0.0	0.0	0.0	0.0	0.0	0.0	0.0	0.0	0.0	0.0	0.0
100°	0.0	0.0	0.0	0.0	0.0	0.0	0.0	0.0	0.0	0.0	0.0
102.5°	0.0	0.0	0.0	0.0	0.0	0.0	0.0	0.0	0.0	0.0	0.0
105°	0.0	0.0	0.0	0.0	0.0	0.0	0.0	0.0	0.0	0.0	0.0
107.5°	0.0	0.0	0.0	0.0	0.0	0.0	0.0	0.0	0.0	0.0	0.0



REPORT NUMBER: P227048

CATALOG NUMBER: ISW-AF-800-LED-E1-SL4-7050

**CANDELA DISTRIBUTION (continued):**

	50°	55°	60°	65°	70°	75°	80°	85°	90°	95°	100°
110°	0.0	0.0	0.0	0.0	0.0	0.0	0.0	0.0	0.0	0.0	0.0
112.5°	0.0	0.0	0.0	0.0	0.0	0.0	0.0	0.0	0.0	0.0	0.0
115°	0.0	0.0	0.0	0.0	0.0	0.0	0.0	0.0	0.0	0.0	0.0
117.5°	0.0	0.0	0.0	0.0	0.0	0.0	0.0	0.0	0.0	0.0	0.0
120°	0.0	0.0	0.0	0.0	0.0	0.0	0.0	0.0	0.0	0.0	0.0
122.5°	0.0	0.0	0.0	0.0	0.0	0.0	0.0	0.0	0.0	0.0	0.0
125°	0.0	0.0	0.0	0.0	0.0	0.0	0.0	0.0	0.0	0.0	0.0
127.5°	0.0	0.0	0.0	0.0	0.0	0.0	0.0	0.0	0.0	0.0	0.0
130°	0.0	0.0	0.0	0.0	0.0	0.0	0.0	0.0	0.0	0.0	0.0
132.5°	0.0	0.0	0.0	0.0	0.0	0.0	0.0	0.0	0.0	0.0	0.0
135°	0.0	0.0	0.0	0.0	0.0	0.0	0.0	0.0	0.0	0.0	0.0
137.5°	0.0	0.0	0.0	0.0	0.0	0.0	0.0	0.0	0.0	0.0	0.0
140°	0.0	0.0	0.0	0.0	0.0	0.0	0.0	0.0	0.0	0.0	0.0
142.5°	0.0	0.0	0.0	0.0	0.0	0.0	0.0	0.0	0.0	0.0	0.0
145°	0.0	0.0	0.0	0.0	0.0	0.0	0.0	0.0	0.0	0.0	0.0
147.5°	0.0	0.0	0.0	0.0	0.0	0.0	0.0	0.0	0.0	0.0	0.0
150°	0.0	0.0	0.0	0.0	0.0	0.0	0.0	0.0	0.0	0.0	0.0
152.5°	0.0	0.0	0.0	0.0	0.0	0.0	0.0	0.0	0.0	0.0	0.0
155°	0.0	0.0	0.0	0.0	0.0	0.0	0.0	0.0	0.0	0.0	0.0
157.5°	0.0	0.0	0.0	0.0	0.0	0.0	0.0	0.0	0.0	0.0	0.0
160°	0.0	0.0	0.0	0.0	0.0	0.0	0.0	0.0	0.0	0.0	0.0
162.5°	0.0	0.0	0.0	0.0	0.0	0.0	0.0	0.0	0.0	0.0	0.0
165°	0.0	0.0	0.0	0.0	0.0	0.0	0.0	0.0	0.0	0.0	0.0
167.5°	0.0	0.0	0.0	0.0	0.0	0.0	0.0	0.0	0.0	0.0	0.0
170°	0.0	0.0	0.0	0.0	0.0	0.0	0.0	0.0	0.0	0.0	0.0
172.5°	0.0	0.0	0.0	0.0	0.0	0.0	0.0	0.0	0.0	0.0	0.0
175°	0.0	0.0	0.0	0.0	0.0	0.0	0.0	0.0	0.0	0.0	0.0
177.5°	0.0	0.0	0.0	0.0	0.0	0.0	0.0	0.0	0.0	0.0	0.0
180°	0.0	0.0	0.0	0.0	0.0	0.0	0.0	0.0	0.0	0.0	0.0



REPORT NUMBER: P227048

CATALOG NUMBER: ISW-AF-800-LED-E1-SL4-7050

**CANDELA DISTRIBUTION (continued):**

	105°	110°	115°	120°	125°	130°	135°	140°	145°	150°	155°
0°	767.3	767.3	767.3	767.3	767.3	767.3	767.3	767.3	767.3	767.3	767.3
2.5°	748.7	745.7	738.3	736.8	734.6	731.6	730.9	727.1	719.7	718.2	719.0
5°	714.5	702.6	694.4	687.7	682.5	669.1	663.9	658.0	647.6	644.6	640.1
7.5°	674.3	660.2	643.9	632.0	617.8	603.7	592.6	578.4	567.3	560.6	548.7
10°	643.1	623.8	602.2	578.4	559.9	538.3	524.2	507.8	490.0	473.6	461.7
12.5°	619.3	592.6	561.3	533.1	506.3	483.3	458.0	434.9	412.6	390.3	371.0
15°	600.0	566.5	527.1	491.4	458.7	424.5	396.3	364.3	336.1	316.7	292.2
17.5°	579.2	536.1	489.2	447.6	405.2	369.5	333.8	300.4	273.6	248.3	228.3
20°	553.9	501.9	451.3	403.0	354.6	313.8	277.3	245.4	219.3	199.3	184.4
22.5°	525.6	464.7	405.9	353.2	304.8	264.7	230.5	206.7	187.4	176.2	171.7
25°	498.1	428.3	362.1	304.1	255.8	221.6	198.5	178.4	168.8	164.3	164.3
27.5°	472.9	391.1	317.5	261.0	214.1	187.4	169.5	161.3	156.9	156.9	159.1
30°	449.1	353.9	275.1	217.8	180.7	160.6	150.9	148.0	148.7	151.7	154.6
32.5°	421.6	318.2	238.7	187.4	156.9	143.5	136.1	136.8	140.5	145.7	150.9
35°	392.6	280.3	206.7	164.3	140.5	130.1	125.7	126.4	131.6	138.3	143.5
37.5°	366.5	249.8	182.2	146.5	128.6	121.9	118.2	119.0	122.7	130.9	137.5
40°	340.5	223.8	162.1	136.1	121.9	115.2	113.0	112.3	115.2	122.7	130.9
42.5°	318.2	201.5	150.2	128.6	117.5	111.5	108.6	108.6	110.0	116.0	124.2
45°	304.8	188.1	142.0	123.4	113.8	108.6	105.6	104.1	106.3	110.0	117.5
47.5°	304.8	181.4	136.8	119.7	110.8	106.3	102.6	101.9	102.6	106.3	113.8
50°	315.2	182.9	136.1	118.2	109.3	103.3	99.6	99.6	101.1	106.3	112.3
52.5°	324.2	185.9	138.3	119.7	109.3	101.9	97.4	96.7	98.9	104.1	109.3
55°	322.7	185.9	140.5	121.9	111.5	102.6	96.7	95.9	97.4	102.6	107.8
57.5°	288.5	174.7	138.3	123.4	114.5	106.3	100.4	98.1	99.6	104.1	108.6
60°	233.5	155.4	132.3	123.4	119.0	113.0	107.1	105.6	106.3	110.8	116.0
62.5°	182.9	138.3	124.9	122.7	121.2	118.2	116.0	114.5	114.5	118.2	122.7
65°	148.7	124.9	119.0	119.7	121.2	120.4	119.7	119.0	119.0	121.2	125.7
67.5°	124.2	112.3	110.8	113.0	114.5	115.2	116.0	115.2	116.0	118.2	123.4
69°	113.0	105.6	104.1	105.6	108.6	109.3	110.8	110.0	110.8	113.0	118.2
70°	106.3	100.4	98.9	101.1	103.3	104.1	105.6	104.8	105.6	107.8	113.0
72.5°	92.2	85.5	83.3	84.8	87.0	87.0	89.2	90.0	88.5	89.2	92.9
75°	78.8	71.4	67.7	68.4	68.4	68.4	69.9	69.9	68.4	67.7	68.4
77.5°	66.2	58.0	53.5	53.5	53.5	52.8	50.6	51.3	52.0	51.3	52.0
80°	52.0	45.4	40.9	40.9	40.9	39.4	38.7	38.7	40.1	41.6	40.9
82.5°	40.1	33.5	31.2	30.5	30.5	29.0	29.0	30.5	29.7	30.5	32.0
85°	29.0	23.8	21.6	22.3	21.6	20.1	20.8	23.0	23.0	22.3	23.8
87.5°	17.8	14.9	14.1	14.9	13.4	11.2	10.4	11.2	12.6	11.9	13.4
90°	2.2	1.5	1.5	1.5	2.2	1.5	1.5	1.5	2.2	2.2	1.5
92.5°	0.0	0.0	0.0	0.0	0.0	0.0	0.0	0.0	0.0	0.0	0.0
95°	0.0	0.0	0.0	0.0	0.0	0.0	0.0	0.0	0.0	0.0	0.0
97.5°	0.0	0.0	0.0	0.0	0.0	0.0	0.0	0.0	0.0	0.0	0.0
100°	0.0	0.0	0.0	0.0	0.0	0.0	0.0	0.0	0.0	0.0	0.0
102.5°	0.0	0.0	0.0	0.0	0.0	0.0	0.0	0.0	0.0	0.0	0.0
105°	0.0	0.0	0.0	0.0	0.0	0.0	0.0	0.0	0.0	0.0	0.0
107.5°	0.0	0.0	0.0	0.0	0.0	0.0	0.0	0.0	0.0	0.0	0.0



REPORT NUMBER: P227048  
 CATALOG NUMBER: ISW-AF-800-LED-E1-SL4-7050

REPORT N  
 CATALOG

**CANDELA DISTRIBUTION (continued):**

**CANDELA**

	105°	110°	115°	120°	125°	130°	135°	140°	145°	150°	155°	
110°	0.0	0.0	0.0	0.0	0.0	0.0	0.0	0.0	0.0	0.0	0.0	0°
112.5°	0.0	0.0	0.0	0.0	0.0	0.0	0.0	0.0	0.0	0.0	0.0	2.5°
115°	0.0	0.0	0.0	0.0	0.0	0.0	0.0	0.0	0.0	0.0	0.0	5°
117.5°	0.0	0.0	0.0	0.0	0.0	0.0	0.0	0.0	0.0	0.0	0.0	7.5°
120°	0.0	0.0	0.0	0.0	0.0	0.0	0.0	0.0	0.0	0.0	0.0	10°
122.5°	0.0	0.0	0.0	0.0	0.0	0.0	0.0	0.0	0.0	0.0	0.0	12.5°
125°	0.0	0.0	0.0	0.0	0.0	0.0	0.0	0.0	0.0	0.0	0.0	15°
127.5°	0.0	0.0	0.0	0.0	0.0	0.0	0.0	0.0	0.0	0.0	0.0	17.5°
130°	0.0	0.0	0.0	0.0	0.0	0.0	0.0	0.0	0.0	0.0	0.0	20°
132.5°	0.0	0.0	0.0	0.0	0.0	0.0	0.0	0.0	0.0	0.0	0.0	22.5°
135°	0.0	0.0	0.0	0.0	0.0	0.0	0.0	0.0	0.0	0.0	0.0	25°
137.5°	0.0	0.0	0.0	0.0	0.0	0.0	0.0	0.0	0.0	0.0	0.0	27.5°
140°	0.0	0.0	0.0	0.0	0.0	0.0	0.0	0.0	0.0	0.0	0.0	30°
142.5°	0.0	0.0	0.0	0.0	0.0	0.0	0.0	0.0	0.0	0.0	0.0	32.5°
145°	0.0	0.0	0.0	0.0	0.0	0.0	0.0	0.0	0.0	0.0	0.0	35°
147.5°	0.0	0.0	0.0	0.0	0.0	0.0	0.0	0.0	0.0	0.0	0.0	37.5°
150°	0.0	0.0	0.0	0.0	0.0	0.0	0.0	0.0	0.0	0.0	0.0	40°
152.5°	0.0	0.0	0.0	0.0	0.0	0.0	0.0	0.0	0.0	0.0	0.0	42.5°
155°	0.0	0.0	0.0	0.0	0.0	0.0	0.0	0.0	0.0	0.0	0.0	45°
157.5°	0.0	0.0	0.0	0.0	0.0	0.0	0.0	0.0	0.0	0.0	0.0	47.5°
160°	0.0	0.0	0.0	0.0	0.0	0.0	0.0	0.0	0.0	0.0	0.0	50°
162.5°	0.0	0.0	0.0	0.0	0.0	0.0	0.0	0.0	0.0	0.0	0.0	52.5°
165°	0.0	0.0	0.0	0.0	0.0	0.0	0.0	0.0	0.0	0.0	0.0	55°
167.5°	0.0	0.0	0.0	0.0	0.0	0.0	0.0	0.0	0.0	0.0	0.0	57.5°
170°	0.0	0.0	0.0	0.0	0.0	0.0	0.0	0.0	0.0	0.0	0.0	60°
172.5°	0.0	0.0	0.0	0.0	0.0	0.0	0.0	0.0	0.0	0.0	0.0	62.5°
175°	0.0	0.0	0.0	0.0	0.0	0.0	0.0	0.0	0.0	0.0	0.0	65°
177.5°	0.0	0.0	0.0	0.0	0.0	0.0	0.0	0.0	0.0	0.0	0.0	67.5°
180°	0.0	0.0	0.0	0.0	0.0	0.0	0.0	0.0	0.0	0.0	0.0	69°
												70°
												72.5°
												75°
												77.5°
												80°
												82.5°
												85°
												87.5°
												90°
												92.5°
												95°
												97.5°
												100°
												102.5°
												105°
												107.5°

NUMBER: P227048  
 NUMBER: ISW-AF-800-LED-E1-SL4-7050

REPORT NUMBER: P  
 CATALOG NUMBER:

**DISTRIBUTION (continued):**

160°	165°	170°	175°	180°
767.3	767.3	767.3	767.3	767.3
713.8	716.0	706.3	710.8	707.8
635.7	632.0	631.2	629.0	624.5
544.2	541.3	532.3	535.3	528.6
449.8	449.1	432.7	433.5	425.3
362.8	349.4	342.8	333.1	338.3
281.0	269.9	255.8	252.0	257.2
211.9	200.7	194.1	188.1	185.9
175.5	168.8	165.1	162.8	161.3
169.5	168.0	167.3	165.8	165.1
165.8	167.3	167.3	167.3	165.8
162.1	165.1	165.8	165.1	163.6
158.4	160.6	160.6	159.9	157.6
153.2	155.4	155.4	154.6	153.2
147.2	148.7	149.4	149.4	150.2
142.8	144.2	145.7	147.2	149.4
137.5	139.8	140.5	143.5	146.5
130.9	133.8	135.3	137.5	140.5
124.2	127.9	128.6	131.6	134.6
121.2	124.2	124.2	126.4	128.6
117.5	119.0	118.2	119.7	120.4
113.8	115.2	114.5	116.0	116.7
110.8	112.3	113.8	115.2	116.0
112.3	114.5	115.2	117.5	118.2
119.0	121.9	124.9	127.9	130.1
125.7	129.4	136.1	149.4	154.6
129.4	134.6	150.2	173.2	179.9
127.1	133.8	152.4	177.0	185.1
122.7	127.9	148.0	173.2	180.7
116.7	121.9	142.0	169.5	176.2
94.4	97.4	119.7	145.7	150.2
69.1	71.4	88.5	98.9	98.1
53.5	56.5	62.5	63.2	62.5
42.4	43.9	46.8	46.8	47.6
32.7	33.5	34.9	33.5	32.7
24.5	23.8	23.0	22.3	21.6
14.1	14.1	11.9	10.4	9.7
1.5	2.2	2.2	1.5	0.0
0.0	0.0	0.0	0.0	0.0
0.0	0.0	0.0	0.0	0.0
0.0	0.0	0.0	0.0	0.0
0.0	0.0	0.0	0.0	0.0
0.0	0.0	0.0	0.0	0.0
0.0	0.0	0.0	0.0	0.0
0.0	0.0	0.0	0.0	0.0
0.0	0.0	0.0	0.0	0.0
0.0	0.0	0.0	0.0	0.0

**CANDELA DISTRIBUTION:**

	160°
110°	0.0
112.5°	0.0
115°	0.0
117.5°	0.0
120°	0.0
122.5°	0.0
125°	0.0
127.5°	0.0
130°	0.0
132.5°	0.0
135°	0.0
137.5°	0.0
140°	0.0
142.5°	0.0
145°	0.0
147.5°	0.0
150°	0.0
152.5°	0.0
155°	0.0
157.5°	0.0
160°	0.0
162.5°	0.0
165°	0.0
167.5°	0.0
170°	0.0
172.5°	0.0
175°	0.0
177.5°	0.0
180°	0.0

